

February 02, 2026

To,  
Listing Compliance Department  
National Stock Exchange of India Limited  
Exchange Plaza, Bandra Kurla Complex,  
Bandra (East), Mumbai- 400051  
Symbol: SAMBHV

To,  
Listing Compliance Department  
BSE Limited  
P J Towers, Dalal Street,  
Mumbai - 400 001  
Scrip Code: 544430

Dear Sir / Madam,

**Sub: Submission of copies of published Unaudited Standalone and Consolidated Financial Results for the quarter and nine months ended December 31, 2025.**

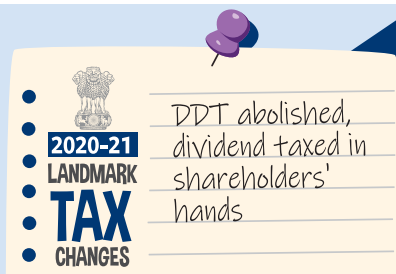
Pursuant to Regulation 30 read with Para A of Part A of Schedule III and Regulation 47 of the SEBI (Listing Obligations and Disclosure Requirements) Regulations, 2015, we enclose herewith the copies of the Financial Results for the quarter & nine months ended December 31, 2025 published in Business Line (English) (all editions) and Amrit Sandesh (Hindi) newspapers on February 02, 2026.

This is for your information and records.

Thanking you,


For, Sambhv Steel Tubes Limited

Niraj Shrivastava  
(Company Secretary and Compliance Officer)  
Membership No. F8459



With inputs from Vishwanath Kulkarni  
in Bengaluru

Downloaded from <http://ajph.org/> on November 10, 2015



ASM

TECHNOLOGIES

engineering innovation

ASM Technologies Limited

CIN L85110KA1992PLC013421


80/2, Lusanne Court, Richmond Road, Bangalore - 560 025.

Extract of Financial Results for the Quarter/Period ended 31/12/2025

(Rs in Mn)

Sl. No	Particulars	Standalone						Consolidated						
		Quarter Ended			Nine month ended		Year Ended	Quarter Ended			Nine month ended		Year Ended	
		31.12.2025	30.09.2025	31.12.2024	31.12.2025	31.12.2024	31.03.2025	31.12.2025	30.09.2025	31.12.2024	31.12.2025	31.12.2024	31.03.2025	
		(Unaudited)	(Unaudited)	(Unaudited)	(Unaudited)	(Unaudited)	(Audited)	(Unaudited)	(Unaudited)	(Unaudited)	(Unaudited)	(Unaudited)	(Audited)	
1.	Total Income from Operations(Net)	1067.00	1426.47	601.09	3612.89	1664.79	2546.13	1177.32	1557.39	663.55	3975.00	1818.20	2976.13	
2.	Profit(+) / Loss(-) from ordinary activities before tax	138.76	270.72	76.11	629.83	180.63	358.43	130.73	263.65	77.02	608.18	130.29	341.25	
3.	Profit(+) / Loss(-) from ordinary activities after tax	101.17	198.23	54.12	462.69	116.45	262.95	93.12	191.20	51.92	440.06	102.16	250.63	
4.	Equity Share Capital	145.89	145.89	117.74	145.89	117.74	118.77	145.89	145.89	117.74	145.89	117.74	118.77	
5.	Reserves (excluding Revaluation Reserve as shown in the Balance Sheet of previous year	-	-	-	-	-	-	-	-	-	-	-	-	
6.	Earning Per Share (before extraordinary items) (of Rs./10/- each Basic & Diluted	6.93	13.57	4.59	31.69	9.87	18.15	6.38	13.09	4.40	30.14	8.66	17.30	
7.	Earning Per Share (after extraordinary items) (of Rs./10/- each Basic & Diluted	6.93	13.57	3.71	31.69	7.97	18.15	6.38	13.09	3.55	30.14	6.99	17.30	

Note: The above is an extract of the detailed format of Quarterly/ Period Financial results filed with Stock Exchanges under Regulation 33 of SEBI( Listing Obligations and Disclosure Requirements) Regulations 2015. The full format of the Quarterly financial results are available on the websites of Stock Exchanges at [www.bseindia.com](http://www.bseindia.com) and also on Company's website at [www.asmtld.com](http://www.asmtld.com)



For ASM Technologies Limited

Rabindra Srikanthan

Managing Director

DIN: 00024584

Place : Bangalore

Date : 31st January 2026

को बाहर करना मुश्किल  
किसके लिए ? तिलक वर्मा  
साबित खिलाड़ी हैं। सजू  
लब्ध, लेकिन इस समय  
इसका उनकी क्षमता से कोई

तिलक वर्मा की वापसी से भारतीय  
टीम को मिडिल आर्डर में संतुलन और  
लचीलापन मिलेगा। इससे ईशान किशन को  
अपेर्निंग में पूरी आजादी मिलेगी, बिना टीम  
संरचना से समझौता किए।

[illegible]